



# Celebrating Daddy's Birthday

## Autumn 1 2022





In our core story 'So Much' this half term, a baby and his family are waiting to surprise his Daddy on his birthday. In response to the story the children were involved in several activities to recreate the story. We visited Asda to buy the ingredients to make a birthday cake and some buns so that we could celebrate Daddy's birthday at nursery.



The first item we picked from the shelf was flour. L helped to put it in the trolley.



We took it in turns to help push the trolley.



A looked for the eggs. She took a book from the shelf and then we counted how many eggs were inside the box. Can you remember how many were in the box?



Z reached up high to get the butter from the top shelf.



We added sugar to the trolley and then we chose some birthday candles which spelt out the words 'Happy Birthday'.



A chose some sprinkles to decorate the birthday cake.





When our trolley was full we went to pay at the checkout. The children loaded all the ingredients to the conveyer belt for the lady to scan.

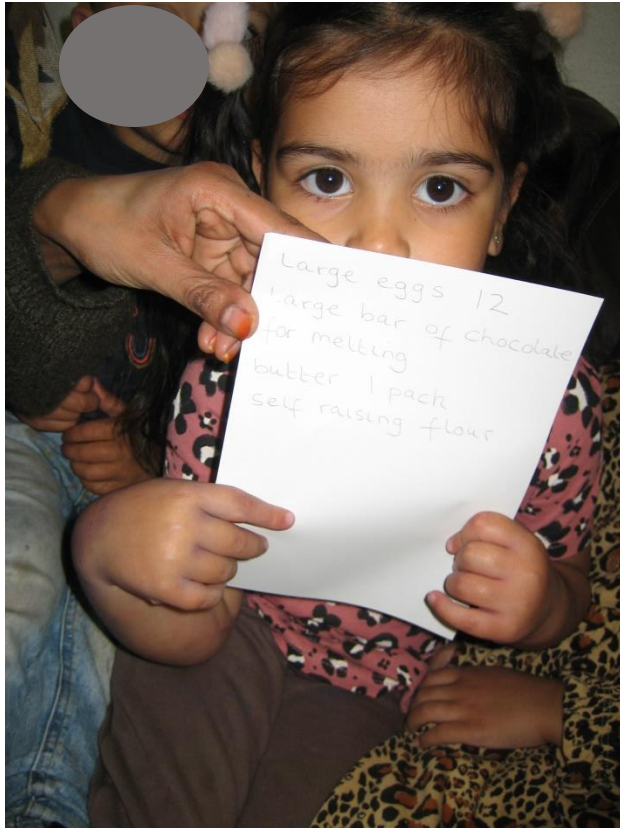


We waited until all the ingredients had all been scanned and then we paid for our shopping.






We planned on visiting Asda again, but due to the rainy weather we discussed other ways of buying food. One idea was to write some shopping lists and order the food online.



A group of children went to the office to ask if we could order some ingredients on the internet.



We asked K in the office if she would help us to order the ingredients on her computer.



K showed us the different ingredients on the computer screen and we chose the items we needed for our baking.





The children helped to bake the cake and buns. Here is A weighing out the sugar. He used the weighing scales and watched until the scales balanced. This showed us we had the right amount of sugar which we then added to the butter in the mixing bowls.





We followed the instructions on the recipe card. The pictures helped us to find out what we needed to do next.



A and R creamed the butter and sugar together.





R cracked the eggs into a jug and whisked them with a fork. Some of the children also used a whisk.





The children took turns to sieve the flour into their bowls .



All the ingredients were combined to make the mixture for the buns and cake.



We spooned the mixture into our cake tins and bun cases.









Some of the children used two spoons to put the mixture into the bun cases.







Here are the buns baking in the oven.



E helped to melt some chocolate in the microwave. A is decorating a bun with the melted chocolate.







We mixed some icing sugar with water to make the icing ready to decorate the buns. Once the buns were cooled we covered the top with icing and then added the sprinkles we bought at Asda.



N helped us to make some buttercream to put inside the cake.







At group time we celebrated Daddy's birthday. We used a Persona doll to be the character of Daddy and we sang 'Happy Birthday' and helped to blow out his candles.









Z cut up the birthday cake so we could all try a piece. The cake was delicious.





We read the story lots of times so that we became familiar with all the characters who visited the baby's family.




The children also had the opportunity to draw characters from the story.







M drew **“Gran and Mummy”**  
**“That’s their tummy”.**



Z did a lovely drawing  
of **“Mummy”**.



A decided to draw “**Uncle Didi**” and E named all the characters from the story.

Shopping List



We had a party for Daddy. The children wrote invitations and shopping lists.

