



## This Weeks 'What's Happening'



**This Week is National Road Safety Week!** The children will be learning about how to keep themselves safe by the road with our Road Safety role play activities this week. Now that the mornings and evenings are darker, take care on the roads and encourage your child to wear our illuminous. **Be Safe Be Seen** stickers that we will be



handing out this week. See your letter about safe parking around school. **Please note that the front car park and the double yellow lines outside school are for disabled use only, as we have a number of children with needs on specialist provision places at Strong Close. The zig zag lines outside school must not be parked on at all at any time-this is for the safety of all children and families. Thank you for keeping everyone safe.**

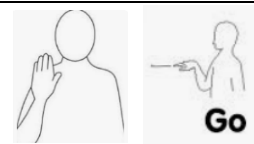


To view this week's menu please visit the news section of our website and our **Winter Week 1a menu**. Try some of the Better Health, Healthier Families recipes at home! Visit <https://www.nhs.uk/healthier-families/recipes/>

This week in nursery



Our sign of the week is **Stop** and **Go**. Watch Lucinda make the actions for the sign at <https://www.youtube.com/watch?v=ecWOhmeC9pM> and <https://www.youtube.com/watch?v=cgo89jR0Clw>



Wednesday 22<sup>nd</sup> November


### Children's Photographs Today

The photographer will be in school today taking individual photos of the children, and if ordered by **Friday 1st December** will be ready in time for Christmas. If you do not wish your child to be photographed, then please speak to your key person.



This week in the 2-3-year-old rooms

In **red** and **purple** rooms, the children have been exploring making marks with their fingers and tools. We will extend this further by making marks in dry sand and flour using a range of tools and natural materials, as well as, mark making using marker pens, oil pastels, paint and brushes, both vertically and horizontally. They will therefore learn to develop their fine motor skills and how to hold and use different materials and tools. Visit **Tiny Happy People-**




and find out about **the benefits of drawing, scribbling and getting creative together** at <https://www.bbc.co.uk/tiny-happy-people/get-creative/zd2jqp3>

This week in the 3-5-year-old rooms



Natural Art

In **blue**, **yellow** and **green** rooms the children continued to explore the connecting and disconnecting schema. This week we will be learning to develop our fine motor skills and use one and two handed tools. We will therefore be introducing the children to use a range of natural loose parts and tools using nuts and bolts and tapping with hammers to connect. We will also be arranging the loose parts objects as artists. Why not try laying leaves and twigs on the ground outside at home. For more ideas visit **50 Things To Do Before You're 5 #48 Natural Art**. Download the app at <https://bradford.50thingstodo.org/app/os#>



Watch the Nafisa read the core story from **blue** and **yellow** rooms **We're Going On A Lion Hunt** by David Axtell See the video on our Facebook page at <https://www.facebook.com/StrongCloseNS/videos>

